

SIIMS

(Structure Inventory and Inspection Management System)

Bridges and Structures Bureau
Bridge Maintenance and Inspection
Overview of Bridge Inspection Data Collection

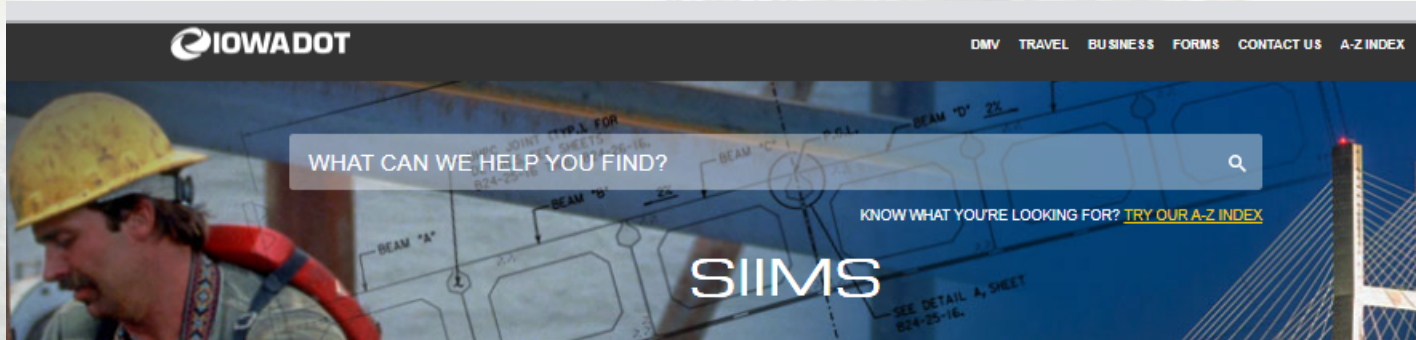
Scott Neubauer

Scott.Neubauer@iowadot.us

515-239-1165

Today's Agenda

- General SIIMS User Info
- Load Rating Form
- Rating Methods
- SIIMS Features and Use
- Report Types
- New NBIS
- FHWA Metric Review
- SNBI



WHAT CAN WE HELP YOU FIND?



KNOW WHAT YOU'RE LOOKING FOR? [TRY OUR A-Z INDEX](#)

SIIMS

[SIIMS HOME](#)

[BRIDGE STATUS CHANGE FORM 107](#)

[CONTACTS](#)

[RESOURCES AND INFORMATION](#)

[TRAINING INFORMATION](#)

[FAQS](#)

The maintenance is completed for our SIIMS application.

If you are having issues accessing the site with the new URL and username, please send an e-mail to siims.support@iowadot.us

In order to have an accurate 2022 inventory for the NBI submittal, replaced or removed structures are not archived from now until the submittal is complete.

These structures will be removed from the SIIMS inventory shortly after a valid tape is submitted.

Although notifications regarding the replaced or removed structures cannot be eliminated, these are not a concern during this time frame and will be properly handled by Iowa DOT personnel.

The Iowa Department of Transportation's (DOT) Structure Inventory and Inspection Management System (SIIMS) is the single source location for entering and reviewing condition information on all Iowa bridges, both local and state owned. The system offers a variety of features and capabilities.

[Browser Recommendation](#)

[Account Management](#)

CURRENT USERS

Already have a SIIMS account? Access SIIMS or update your account information.

To manage the number of active SIIMS users, user access will be audited. Users who have not logged into SIIMS for five years or more will be deleted.

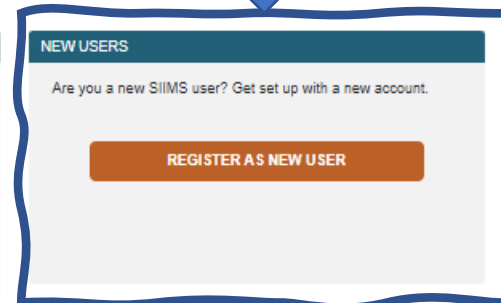

[LOGIN TO SIIMS](#)

[UPDATE ACCOUNT FORMS](#)

NEW USERS

Are you a new SIIMS user? Get set up with a new account.

[REGISTER AS NEW USER](#)



NEW USERS - OBTAINING SYSTEM ACCESS

YOU MUST BE REGISTERED WITH SIIMS AS A NEW USER TO HAVE APPROPRIATE ACCESS.

After completing one of the following forms, you will receive a confirmation that your SIIMS account is active when access is available. You can then LOGIN TO SIIMS.

BRIDGE OWNER FORM

Bridge owners are asked to inform the Iowa DOT's Bridges and Structures Bureau if they are bridge owners by filling out the bridge owner form. This will also allow access to bridges in SIIMS.

BRIDGE INSPECTOR FORMS

PROGRAM MANAGERS

TEAM LEADERS

Bridge inspection program managers and team leaders may now apply for accreditation by the Iowa DOT's Bridges and Structures Bureau, to lead/conduct NBIS inspections. Certification, by the DOT, is mandatory to access SIIMS for the purpose of performing bridge inspections in Iowa. Complete the bridge inspector form. The form is available to, and may be used by staff members with county, city, state and the federal government in addition to consulting firms and private practices. A program manager is also granted load rating access.

BRIDGE LOAD RATING FORM

A professional engineer, registered in Iowa, is required to register to gain access to SIIMS for the purpose of load rating bridges. Complete the load rating form. The form is available to, and may be used by engineers with county, city, state and the federal government in addition to consulting firms and private practices.

BRIDGE INSPECTION DATA ENTRY FORM

Any individual that will be entering data for the program manager or team leader is required to complete the data entry form.

BRIDGE INFORMATION FORM

Individuals desiring to view a Structure Inventory and Appraisal form for a bridge in Iowa, that do not qualify for any of the other positions, should complete the bridge information form.

The bridge information form is also available for consulting agencies who are doing design work for the Iowa DOT and need access to inspection reports and records for the existing structure.

WHAT CAN WE HELP YOU FIND?



KNOW WHAT YOU'RE LOOKING FOR? [TRY OUR A-Z INDEX](#)

SIIMS

SIIMS HOME

[BRIDGE STATUS CHANGE FORM 107](#)

[CONTACTS](#)

[RESOURCES AND INFORMATION](#)

[TRAINING INFORMATION](#)

[FAQS](#)

The maintenance is completed for our SIIMS application.

If you are having issues accessing the site with the new URL and username, please send an e-mail to siims.support@iowadot.us

In order to have an accurate 2022 inventory for the NBI submittal, replaced or removed structures are not archived from now until the submittal is complete.

These structures will be removed from the SIIMS inventory shortly after a valid tape is submitted.

Although notifications regarding the replaced or removed structures cannot be eliminated, these are not a concern during this time frame and will be properly handled by Iowa DOT personnel.

The Iowa Department of Transportation's (DOT) Structure Inventory and Inspection Management System (SIIMS) system is the single source location for entering and reviewing condition information on all Iowa bridges, both local and state owned. The system offers a variety of features and capabilities.

[Browser Recommendation](#)

[Account Management](#)

CURRENT USERS

Already have a SIIMS account? Access SIIMS or update your account information.

To manage the number of active SIIMS users, user access will be audited. Users who have not logged into SIIMS for five years or more will be deleted.

[LOGIN TO SIIMS](#)

[UPDATE ACCOUNT FORMS](#)

NEW USERS

Are you a new SIIMS user? Get set up with a new account.

[REGISTER AS NEW USER](#)





- SIIMS HOME
- BRIDGE STATUS CHANGE FORM 107
- CONTACTS
- RESOURCES AND INFORMATION
- TRAINING INFORMATION
- FAQS

EXISTING USER INFORMATION CHANGE FORMS

For current SIIMS users, forms have been provided in order to properly maintain contact information, appropriate roles and asset security for the application.

[LOCAL PUBLIC AGENCY USERS](#)

[CONSULTANT USERS](#)

Local Public Agency Users Form

LOCAL PUBLIC AGENCY CHANGE FORMS

When you have had a qualification change your bridge inspection accreditation by the Iowa DOT's Bridges and Structures Bureau to lead/conduct NBIS inspections should be reviewed. Complete the change inspector role form if any of the following events have occurred: obtained professional license, attended additional inspection training, or obtained appropriate years of experience of inspection.

[CHANGE INSPECTOR ROLE FORM](#)

When the local public agency experiences a change in the contact for bridge ownership either by retirement or change of employment, complete the bridge owner form.

[BRIDGE OWNER FORM](#)

When the local public agency changes the agency under contract to complete bridge inspections, the local public agency completes the change program manager form.

[CHANGE PROGRAM MANAGER FORM](#)

When you have had a change in employment or other contact information has changed, complete the change contact information form found under forms. The changes include any or all of the following: employer, e-mail address, and phone numbers. If the change in employment will also change what role will be required for you in SIIMS, please also complete the change inspector role form.

[CHANGE CONTACT INFORMATION FORM](#)

Consultant Users Form

CONSULTANT CHANGE FORMS



When you have had a qualification change your bridge inspection accreditation by the Iowa DOT's Bridges and Structures Bureau to lead/conduct NBIS inspections should be reviewed. Complete the change inspector role form if any of the following events have occurred: obtained professional license, attended additional inspection training, or obtained appropriate years of experience of inspection.

[CHANGE INSPECTOR ROLE FORM](#)

When you have had a change in employment or other contact information has changed, complete the change contact information form found under forms. The changes include any or all of the following: employer, e-mail address, and phone numbers. If the change in employment will also change what role will be required for you in SIIMS, please also complete the change inspector role form.

[CHANGE CONTACT INFORMATION FORM](#)

SIIMS Contacts

- SIIMS HOME
- BRIDGE STATUS CHANGE FORM 107
- CONTACTS**
- RESOURCES AND INFORMATION
- TRAINING INFORMATION
- FAQS

CONTACTS

GENERAL BRIDGE INSPECTION

Scott Neubauer
Bridges and Structures Bureau
Iowa Department of Transportation
Phone: 515-239-1165
E-mail: scott.neubauer@iowadot.us

GENERAL SIIMS INFORMATION

Kevin Vrchoticky
Bridges and Structures Bureau
Iowa Department of Transportation
Phone: 515-239-1648
E-mail: siims.support@iowadot.us

LOCAL AGENCY BRIDGE INSPECTION

Eric Souhrada
Bridges and Structures Bureau
Iowa Department of Transportation
Phone: 515-233-7720
E-mail: eric.souhrada@iowadot.us

COMPUTER / CONNECTION PROBLEMS

Iowa DOT help desk
Information Technology Division
Iowa Department of Transportation
Phone: 515-239-1075
E-mail: siims.support@iowadot.us

Inspection Training Courses

SIIMS HOME

BRIDGE STATUS
CHANGE FORM 107

CONTACTS

RESOURCES AND
INFORMATION

**TRAINING
INFORMATION**

FAQS

TRAINING INFORMATION

Please register for the courses you are interested in taking through the [Iowa Local Technical Assistance Program](#)



The Upcoming Events are listed by month with dates of course and additional information provided through the linked title of the course.

Use the Register Now links for each course to register for the upcoming event. The link is no longer available when no seats remain.

FAQ information

SIIMS HOME

BRIDGE STATUS CHANGE FORM 107

CONTACTS

RESOURCES AND INFORMATION

TRAINING INFORMATION

FAQS

FREQUENTLY ASKED QUESTIONS (FAQS)

- + Browser Recommendation
- + FHWA submittal
- + Edit asset values
- + Changes to the bridge data without an inspection
- + New structures
- + Remove structure from the inventory
- + NBI 90 date not changed
- + **Extended Inspection Frequency**
- + Critical Feature Inspections
- + NBI Designations
- + Bridge ownership errors
- + Corrections to approved reports
- + Forms form
- + **Manage Working Set**
- + Vertical clearances
- + Program Manager Assignment
- + Inspector certification
- + Account Management
- + Test bridges
- + Reports
- + Logout

Load Rating Form

Load Rating Bridge Report Tab

FHWA # (Item 8): Report By: Date:

BRIDGE ID: Year Built (Item 27): Year Reconstructed (Item 106):

Width C-C: Str Length: Bridge Structure Type (Item 43):

45 No. Spans Main Unit: Total Spans:

STRUCTURAL INVENTORY AND APPRAISAL:

Design Load (Item 31): Lanes:

Operating Rating (Item 64): Tons/Rf Rating Method (Item 63):

Operating Rating is controlled by: critical location:

Inventory Rating (Item 66): Tons/Rf Rating Method (Item 65):

Inventory Rating is controlled by: critical location:




Comment:

Calculations attached

Deck (Item 58): Superstructure (Item 59): Culvert (Item 62):

Bridge Posting (Item 70): Posting Status (Item 41): Restriction Description:

Design Standard (If applicable): [Iowa Load Rating Vehicles](#)

Load Type	Load Rating Table						Recommended Posting	Posting Sign
	One Lane Traffic			Multi Lane Traffic				
	Type 4	Type 3	Type 4	Type 3	Type 4	Type 3	Tons	
Straight Truck								
	SU4	SU5	SU4	SU5	SU6	SU7		
	SU6	SU7	SU6	SU7				
Truck - Semi-trailer	3S3A	3S2	3S3A	3S2				
	3S3B	4S3	3S3B	4S3				
Truck - Full-trailer	3-3	5-2	3-3	5-2				
Emergency Vehicle	EV2	EV3	EV2	EV3				Emergency Vehicle
Implement of Husbandry	IOH		IOH					Implement of Husbandry

Permit Vehicle Adequacy: 90K 100K Crane Axle Group 136K A 136K B 156K All Systems Permit

Name: Date:

License No.: License renewal date December 31,

Comments:

Load Rating Information

Bridge Data Tab New

Bridge Name: Bridge ID:

43. Main Structure Type (A):

43. Main Structure Type (B):

8. FHWA No. 90. Inspection Date:

Report Type: Inspector Name:

3. County: 9. Location:

45 No. Spans Main Unit: City:

Scour Critical: 22. Owner:

41 Open, Posted Or Closed: Est. Remaining Life: Yrs. 106. Yr. Reconst.: 29 ADT:

Lat.: Long.: 27. Year Built: 28. Lanes On:

Inspection Agency:

LOAD POSTING TABLE

Type	Recommended Tons	Actual Tons	REMARKS
Straight Truck or Gross Weight Limit	<input type="text"/>	<input type="text" value="21 TONS"/>	<input type="text"/>
Truck - Semi-trailer	<input type="text"/>	<input type="text"/>	<input type="text"/>
Truck - Full-trailer	<input type="text"/>	<input type="text"/>	<input type="text"/>
Emergency Vehicle	<input type="text"/>	<input type="text"/>	<input type="text"/>
Implement of Husbandry	<input type="text"/>	<input type="text"/>	<input type="text"/>

SIGNING

Type	Legibility	Visibility	REMARKS
Advanced Posting	<input type="text"/>	<input type="text"/>	<input type="text"/>
Posted Loads	<input type="text" value="Good"/>	<input type="text" value="Good"/>	<input type="text" value="21 tons"/>
Narrow	<input type="text"/>	<input type="text"/>	<input type="text"/>
One Lane	<input type="text"/>	<input type="text"/>	<input type="text"/>
Object Markers	<input type="text" value="Good"/>	<input type="text" value="Good"/>	<input type="text"/>

APPROACH

Load Rating Form

Load Rating Bridge Report Tab

FHWA # (Item 8): [REDACTED] Report By: [REDACTED] Date: 02/06/2022 [M]

BRIDGE ID: [REDACTED] Year Built (Item 27): 2008 Year Reconstructed (Item 106): 0

Width C-C: 30.5 Str Length: 133 Bridge Structure Type (Item 43): 201

45 No. Spans Main Unit: 3 Total Spans: 3

STRUCTURAL INVENTORY AND APPRAISAL:

Design Load (Item 31): A - HL 93 Lanes: 2
 Operating Rating (Item 64): 1.66 Tons/RF Rating Method (Item 63): 8
 Operating Rating is controlled by: STR1 +M critical location: 0.4L SPAN 1
 Inventory Rating (Item 66): 1.28 Tons/RF Rating Method (Item 65): 8
 Inventory Rating is controlled by: STR1 +M critical location: 0.4L SPAN 1

Comment:
 RATINGS FROM IOWA DOT REPORT TR-785 (JAN. 2021) FOR A 130' J30-06 STANDARD BRIDGE WITH 2'-8" OPEN RAIL FOR ALL SKEWS.

Calculations attached

Deck (Item 58): 8 Superstructure (Item 59): 8 Substructure (Item 60): 8 Culvert (Item 62): N

Bridge Posting (Item 70): E Posting Status (Item 41): A Restriction Description: [REDACTED]
 (If applicable) Design Standard: (J30-06) 2006 (If applicable) [Iowa Load Rating Vehicles](#)

Load Rating Table

Load Type	One Lane Traffic				Multi Lane Traffic				Recommended Posting	Posting Sign
	Type 4	Tons	Type 3	Tons	Type 4	Tons	Type 3	Tons		
Straight Truck	SL4		SL5		SL4	58.4	SL5	60.6		
	SL6		SL7		SL6	62.4	SL7	66.4		
Truck - Semi-trailer	3S3A		3S2		3S3A	94.4	3S2	95.4		
	3S3B		4S3		3S3B	100.8	4S3	100.0		
Truck - Full-trailer	3-3		5-2		3-3	105.8	5-2	93.8		
Emergency Vehicle	EV2		EV3		EV2	59.4	EV3	59.1		Emergency Vehicle
Implement of Husbandry	IOH				IOH					Implement of Husbandry

Permit Vehicle Adequacy: 90K Yes 100K Crane Axle Group Yes 136K A Yes 136K B Yes 156K Yes All Systems Permit [REDACTED]

Name: [REDACTED] Date: 02/06/2022 [M]

License No.: [REDACTED] License renewal date December 31, 2023

Comments:
 THE ENGINEER'S NAME ON THIS REPORT IS NOT CERTIFYING THESE RATINGS, BUT IS ONLY VERIFYING THEY ARE THE CORRECT RATINGS FROM THE HR-239 REPORT PUBLISHED BY THE IOWA D.O.T. FOR THIS STANDARD BRIDGE.

Load Rating form

Load Rating Bridge Report Tab

FHWA # (Item 8): [REDACTED] Report By: [REDACTED] Date: 11/12/2012

BRIDGE ID: [REDACTED] Year Built (Item 27): 1967 Year Reconstructed (Item 106): 0000

Width C-C: 19.5 Str Length: 41 Bridge Structure Type (Item 43): 504

45 No. Spans Main Unit: 1 Total Spans: 1

STRUCTURAL INVENTORY AND APPRAISAL:

Design Load (Item 31): 5 - HS 20 Lanes: 2

Operating Rating (Item 64): 49.6 Tons RF Rating Method (Item 63): 1

Operating Rating is controlled by: +Moment critical location: 0.5L

Inventory Rating (Item 66): 29.7 Tons RF Rating Method (Item 65): 1

Inventory Rating is controlled by: +Moment critical location: 0.5L

Comment: Wilson Double Tee Beam Bridge. See attached sheets. [REDACTED] RECOMMENDED POSTING TO COMPLY WITH CURRENT IDOT POLICY AND PER RECOMMENDATION ON [REDACTED] 11/12/2012 CERTIFIED REPORT.

Calculations attached

Deck (Item 58): 6 Superstructure (Item 59): 4 Substructure (Item 60): 5 Culvert (Item 62): N

Bridge Posting (Item 70): 5 Posting Status (Item 41): A Restriction Description: (If applicable)

Design Standard (If applicable): [Iowa Load Rating Vehicles](#)

Load Type	One Lane Traffic				Multi Lane Traffic				Recommended Posting	Posting Sign
	Type 4	Tons	Type 3	Tons	Type 4	Tons	Type 3	Tons		
Straight Truck	SL4		SL5		SL4	41.9	SL5	44.0		
	SL6		SL7		SL6		SL7			
Truck - Semi-trailer	3S3A		3S2		3S3A	67.1	3S2	68.8		
	3S3B		4S3		3S3B		4S3			
Truck - Full-trailer	3-3		5-2		3-3	85.4	5-2			
Emergency Vehicle	EV2		EV3		EV2		EV3			Emergency Vehicle
Implement of Husbandry	IOH				IOH					Implement of Husbandry

Permit Vehicle Adequacy: 90K 100K Crane Axle Group 136K A 136K B 156K All Systems Permit

Name: [REDACTED] Date: 11/12/2012

License No: [REDACTED] License renewal date December 31, 2012




Comments: Based on a parametric study by the D.O.T Office of Bridges and Structures, this bridge does not need to be rated for Special Hauling Vehicles (SHV) because the Operating Rating is greater than 45 tons. Any future re-rating performed must include analysis of SHVs.

Load Rating Form

Permit Vehicle Adequacy:	90K	<input checked="" type="checkbox"/>	100K	<input checked="" type="checkbox"/>	136K A	<input checked="" type="checkbox"/>	136K B	<input checked="" type="checkbox"/>	156K	<input checked="" type="checkbox"/>	All Systems Permit
			Crane								<input type="text"/>
			Axle								
			Group								

SNBI Routine permit coding will be required.
All-Systems permit is Yes or No.

Load Rating Form

Load Type	Analysis Type		Recommended Posting (B.EP.03)
	Multi-Lane Traffic		Gross Load
	Type (B.EP.01)	Tons	Rating Factor (B.EP.02)
			Posting Tonnage (B.EP.04)
 Straight Trucks	3		
	4		
	SU4		
	SU5		
	SU6		
	SU7		
	 Truck Semi-Trailer	3S2	
3S3A			
3S3B			
4S3			
 Truck Full-Trailer	3-3		
	5-2		
Emergency Vehicle	EV2		
	EV3		
Implement of Husbandry	IoH		

Drop Downs

SNBI Codes



- No Posting Required
- Gross Load
- Single Axle Load
- Tandem Axle Load
- Truck Load
- NonCommercial Vehicles
- Speed Reduction
- Number of lanes restricted
- Number of vehicles restricted
- Other

Load Rating Methods

- Assigned Load Ratings
 - Assigned load ratings are allowed when the design load is HS-20 or HL-93 or greater and the structure is in good condition. The following criteria shall also be applied.
 - Designed LFD or LRFD
 - Built according to plans
 - No changes to the loading conditions or structure condition that would require re-rating as required on the Load Rating Evaluation form in SIIMS
 - Design calculations or plans showing the design loading and AASHTO specification with the stamp of the design engineer readily available.
- By the time the structure is 30 years old, load rating calculations shall be performed.

Load Rating Methods

- Engineering Judgement
 - When engineering judgement is needed for reinforced concrete structures with no plans or illegible plans, the rating engineer must document the reasoning behind the inventory and operating rating used.
 - Reasons for the rating should include calculations based on similar structures, load testing, or assumed reinforcing based on year of construction and normal design practices from that era.
 - The design load may or may not be known. If the design load is not known, a reasonable assumption should be made based on the year of construction and design criteria of that era.
 - Deterioration that is used as a determining factor in the rating should be documented thru photos, sketches, and written explanations.
 - Assumptions for Posting tonnages should be documented.
 - Ratings shall be based on the most current inspection documentation.
 - Engineering judgement does not apply to steel structures or CMP.

Load Rating Methods

- Engineering Judgement
 - Only for concrete structures without plans
- Assigned Ratings
 - Only for new bridges according to I.M. 7.020
- Rating method must be coded as ASR, LFR, or LRFR when you are entering a rating based on deteriorated conditions that you can't calculate adequate section properties for.

Load Rating Methods

- Bridges built or rehabilitated since January 1, 1994, falling into the following categories shall be rated by the Load Factor Rating (LFR) method:
 - Bridges constructed or replaced with the following materials:
 - Steel produced in 1936 (33 ksi or better) or anything after 1936.
 - Prestressed concrete.
 - Reinforced concrete.
 - Bridges that undergo major rehabilitation or repairs and not previously rated using LRFR.

SNBI Posting Data Format

Item ID	Data Item	Value (1)	Value (2)	Value (3)	Value (4)	Value (5)	Value (6)	Value (7)
B.EP.01	<i>Legal Load Configuration</i>	3	3S2	3-3	SU4	SU5	SU6	SU7
B.EP.02	<i>Legal Load Rating Factor</i>	0.63	0.66	0.74	0.56	0.51	0.46	0.43
B.EP.03	<i>Posting Type</i>	T	T	T	T	T	T	T
B.EP.04	<i>Posting Value</i>	15	25	30	15	15	15	15

Posting Status

Table 15. Load Posting Status Codes.

	No restriction			Posted or restricted				Closed
	New	Open	Needs Action	Weight	Other	Needs Reduction	Missing	
Permanent	N	PO	PA	PP	PR	PD	PM	C
Temporary		TO	TA	TP	TR	TD	TM	C
Supported		SO	SA	SP	SR	SD	SM	C

Posting Status Example

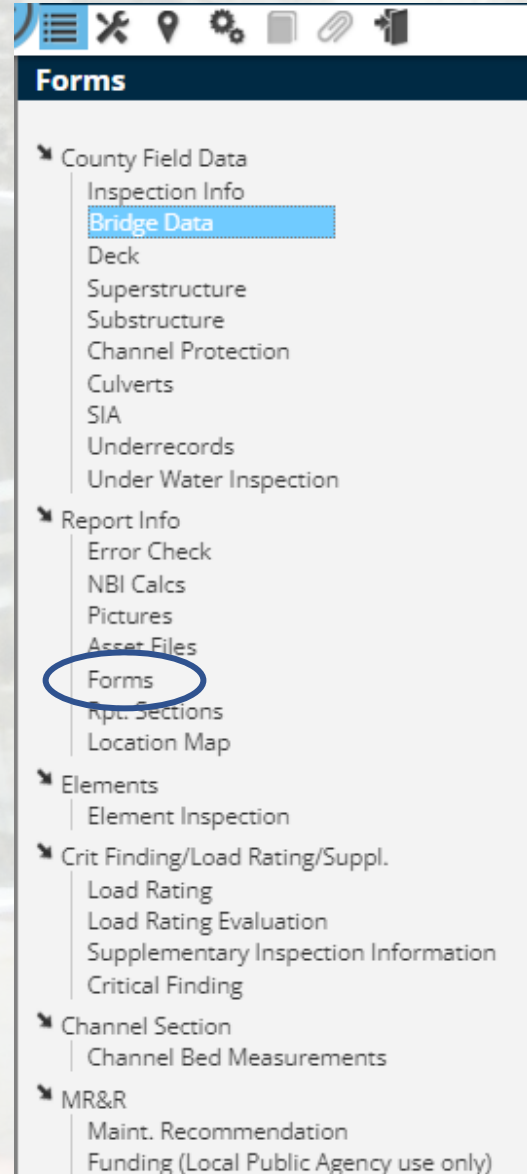
Item ID	Data Item	Value (1)	Value (2)	Value (3)	Value (4)
B.PS.01	<i>Load Posting Status</i>	PD	PP	PM	PP
B.PS.02	<i>Posting Status Change Date</i>	20160214	20160415	20160723	20160905

Inspection Report Forms

Select the forms visible on this inspection report

Refresh Page

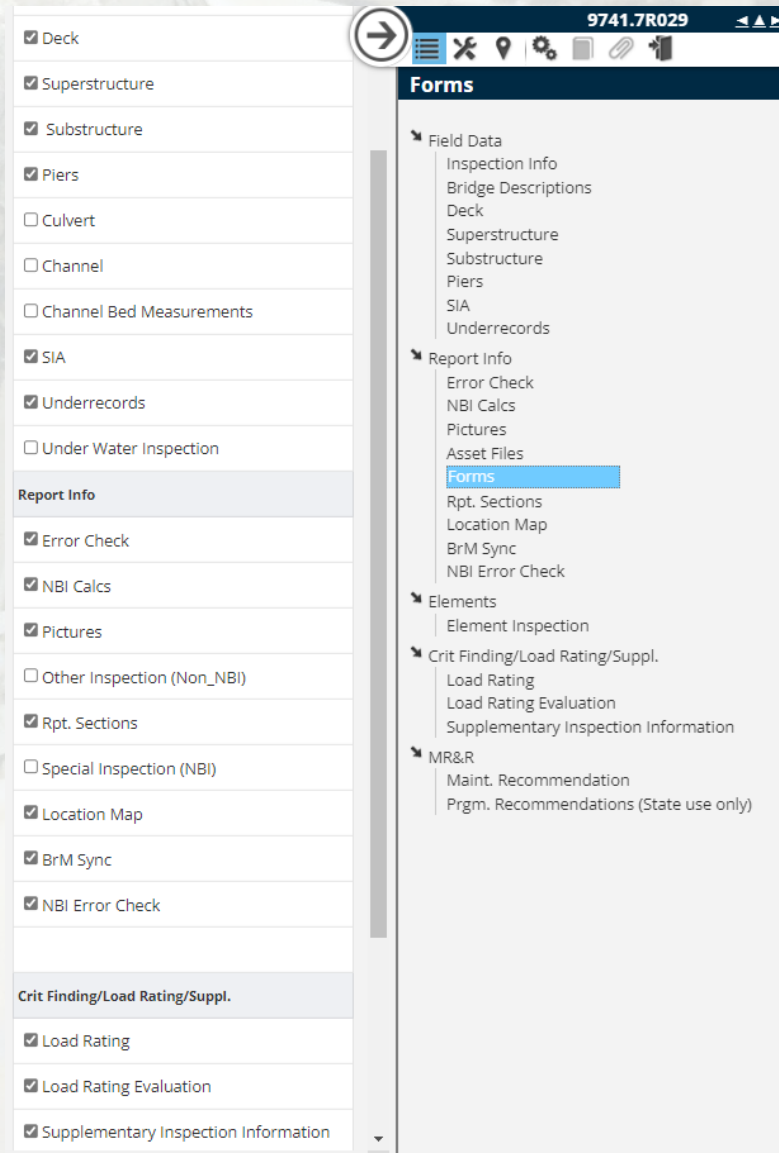
County Field Data
<input checked="" type="checkbox"/> Bridge Data
<input checked="" type="checkbox"/> Deck
<input checked="" type="checkbox"/> Superstructure
<input checked="" type="checkbox"/> Substructure
<input checked="" type="checkbox"/> Channel Protection
<input checked="" type="checkbox"/> Culverts
<input checked="" type="checkbox"/> SIA
<input checked="" type="checkbox"/> Underrecords
<input checked="" type="checkbox"/> Under Water Inspection
Report Info
<input checked="" type="checkbox"/> Error Check
<input checked="" type="checkbox"/> NBI Calcs
<input checked="" type="checkbox"/> Pictures
<input checked="" type="checkbox"/> Rpt. Sections
<input checked="" type="checkbox"/> Location Map
Crit Finding/Load Rating/Suppl.
<input checked="" type="checkbox"/> Load Rating
<input checked="" type="checkbox"/> Load Rating Evaluation
<input checked="" type="checkbox"/> Supplementary Inspection Information
<input checked="" type="checkbox"/> Critical Finding
Channel Section
<input checked="" type="checkbox"/> Channel Bed Measurements
MR&R
<input checked="" type="checkbox"/> Maint. Recommendation
<input checked="" type="checkbox"/> Funding (Local Public Agency use only)

A screenshot of a software interface showing a "Forms" menu. The menu is open, displaying a list of categories and sub-items. The "Bridge Data" item is highlighted in blue. The "Forms" item is circled in blue. The background of the interface shows a magnifying glass over a bridge structure.

Forms

- County Field Data
 - Inspection Info
 - Bridge Data
 - Deck
 - Superstructure
 - Substructure
 - Channel Protection
 - Culverts
 - SIA
 - Underrecords
 - Under Water Inspection
- Report Info
 - Error Check
 - NBI Calcs
 - Pictures
 - Asset Files
 - Forms
 - Rpt. Sections
 - Location Map
- Elements
 - Element Inspection
- Crit Finding/Load Rating/Suppl.
 - Load Rating
 - Load Rating Evaluation
 - Supplementary Inspection Information
 - Critical Finding
- Channel Section
 - Channel Bed Measurements
- MR&R
 - Maint. Recommendation
 - Funding (Local Public Agency use only)

Inspection Report Forms

A screenshot of a mobile application interface for inspection report forms. The interface is split into two main panels. The left panel is a list of form categories with checkboxes. The right panel is a detailed view of the 'Forms' category, showing a list of sub-items. At the top of the right panel, the text '9741.7R029' is visible. The 'Forms' category is highlighted in blue.

9741.7R029

Forms

- Field Data
 - Inspection Info
 - Bridge Descriptions
 - Deck
 - Superstructure
 - Substructure
 - Piers
 - SIA
 - Underrecords
- Report Info
 - Error Check
 - NBI Calcs
 - Pictures
 - Asset Files
 - Forms**
 - Rpt. Sections
 - Location Map
 - BrM Sync
 - NBI Error Check
- Elements
 - Element Inspection
- Crit Finding/Load Rating/Suppl.
 - Load Rating
 - Load Rating Evaluation
 - Supplementary Inspection Information
- MR&R
 - Maint. Recommendation
 - Prgm. Recommendations (State use only)

Deck

Superstructure

Substructure

Piers

Culvert

Channel

Channel Bed Measurements

SIA

Underrecords

Under Water Inspection

Report Info

Error Check

NBI Calcs

Pictures

Other Inspection (Non_NBI)

Rpt. Sections

Special Inspection (NBI)

Location Map

BrM Sync

NBI Error Check

Crit Finding/Load Rating/Suppl.

Load Rating

Load Rating Evaluation

Supplementary Inspection Information

Report Sections

The report sections below are included in the selected group.

Save Order Changes Add Sections/PDF Attachments View PDF

Remove Section	Order	Section Name	Print	Include in Table of Contents	Insert Cover Page Before Section	Show Page Number
	1	Cover	View <input checked="" type="checkbox"/>	<input type="checkbox"/>	<input type="checkbox"/>	<input checked="" type="checkbox"/>
	2	Table of Contents	View <input checked="" type="checkbox"/>	<input checked="" type="checkbox"/>	<input type="checkbox"/>	<input checked="" type="checkbox"/>
	3	SI&A	View <input checked="" type="checkbox"/>	<input type="checkbox"/>	<input type="checkbox"/>	<input checked="" type="checkbox"/>
	4	Bridge Data Form	View <input checked="" type="checkbox"/>	<input type="checkbox"/>	<input type="checkbox"/>	<input type="checkbox"/>
	5	Deck	View <input checked="" type="checkbox"/>	<input type="checkbox"/>	<input type="checkbox"/>	<input type="checkbox"/>
	6	Superstructure	View <input checked="" type="checkbox"/>	<input type="checkbox"/>	<input type="checkbox"/>	<input type="checkbox"/>
	7	Substructure	View <input checked="" type="checkbox"/>	<input type="checkbox"/>	<input type="checkbox"/>	<input type="checkbox"/>
	8	Culvert	View <input checked="" type="checkbox"/>	<input type="checkbox"/>	<input type="checkbox"/>	<input type="checkbox"/>
	9	Channel Protection	View <input checked="" type="checkbox"/>	<input type="checkbox"/>	<input type="checkbox"/>	<input type="checkbox"/>
	10	Critical Finding	View <input checked="" type="checkbox"/>	<input type="checkbox"/>	<input type="checkbox"/>	<input checked="" type="checkbox"/>
	11	Load Rating - All	View <input checked="" type="checkbox"/>	<input type="checkbox"/>	<input type="checkbox"/>	<input type="checkbox"/>
	12	Load Rating Evaluation	View <input checked="" type="checkbox"/>	<input type="checkbox"/>	<input type="checkbox"/>	<input type="checkbox"/>
	13	Supplementary Inspection Information	View <input checked="" type="checkbox"/>	<input type="checkbox"/>	<input type="checkbox"/>	<input checked="" type="checkbox"/>
	14	Supplementary Inspection Information - Updated	View <input checked="" type="checkbox"/>	<input type="checkbox"/>	<input type="checkbox"/>	<input type="checkbox"/>
	15	Pictures	View <input checked="" type="checkbox"/>	<input type="checkbox"/>	<input type="checkbox"/>	<input checked="" type="checkbox"/>
	16	Channel Bed Measurements	View <input checked="" type="checkbox"/>	<input type="checkbox"/>	<input type="checkbox"/>	<input checked="" type="checkbox"/>
	17	Sketches	View <input checked="" type="checkbox"/>	<input type="checkbox"/>	<input type="checkbox"/>	<input checked="" type="checkbox"/>
	18	Funding	View <input checked="" type="checkbox"/>	<input type="checkbox"/>	<input type="checkbox"/>	<input checked="" type="checkbox"/>
	19	Location Map	View <input checked="" type="checkbox"/>	<input type="checkbox"/>	<input type="checkbox"/>	<input checked="" type="checkbox"/>
	20	Elements	View <input checked="" type="checkbox"/>	<input type="checkbox"/>	<input type="checkbox"/>	<input checked="" type="checkbox"/>
	21	UW Inspection	View <input checked="" type="checkbox"/>	<input type="checkbox"/>	<input type="checkbox"/>	<input type="checkbox"/>

Save Order Changes Add Sections/PDF Attachments View PDF Email PDF

Forms

- County Field Data
 - Inspection Info
 - Bridge Data**
 - Deck
 - Superstructure
 - Substructure
 - Channel Protection
 - Culverts
 - SIA
 - Underrecords
 - Under Water Inspection
 - Report Info
 - Error Check
 - NBI Calcs
 - Pictures
 - Asset Files
 - Forms
 - Rpt. Sections**
 - Location Map
 - Elements
 - Element Inspection
 - Crit Finding/Load Rating/Suppl.
 - Load Rating
 - Load Rating Evaluation
 - Supplementary Inspection Information
 - Critical Finding
 - Channel Section
 - Channel Bed Measurements
 - MR&R
 - Maint. Recommendation
 - Funding (Local Public Agency use only)

Uploading Documents

Asset Details: 1564.6R080

- Quick View
- Asset Info
- Files**
- ProjectWise Documents
- Maintenance
- Projects

Attach Picture/File

File Type: **File** (dropdown menu)

- Channel Bed Sketch
- Sketch
- Photo
- Load Rating
- Plans
- Correspondence
- File**
- Map
- Scour
- Channel Section
- Fracture Critical Details
- As-Builts/Plans
- Pile Logs
- Agreements
- Shop Drawings
- Audio
- Video

File Date (i.e. Date Picture Taken):

No files to upload

Filter By

File Date:

From:

To:

File Name:

File Description:

Category:

- Asset and Reports
 - Manager Files
 - Photo
 - File
 - Plans
 - Load Rating
 - Report 11/28/2022
 - Report 08/01/2021
 - Report 03/04/2021

Channel Bed Sketches (0)

No Channel Bed Sketches found

Sketches (36)

Uploading documents

Attach Picture/File

File Type Photo

- Channel Bed Sketch
- Sketch
- Photo**
- Load Rating
- Plans
- Correspondence
- File
- Map
- Scour
- Channel Section
- Fracture Critical
- Details
- As-Builts/Plans
- Pile Logs
- Agreements
- Shop Drawings
- Audio
- Video

File Date (i.e. Date Picture Taken):

Filter By

File Date:

From:

To:

File Name:

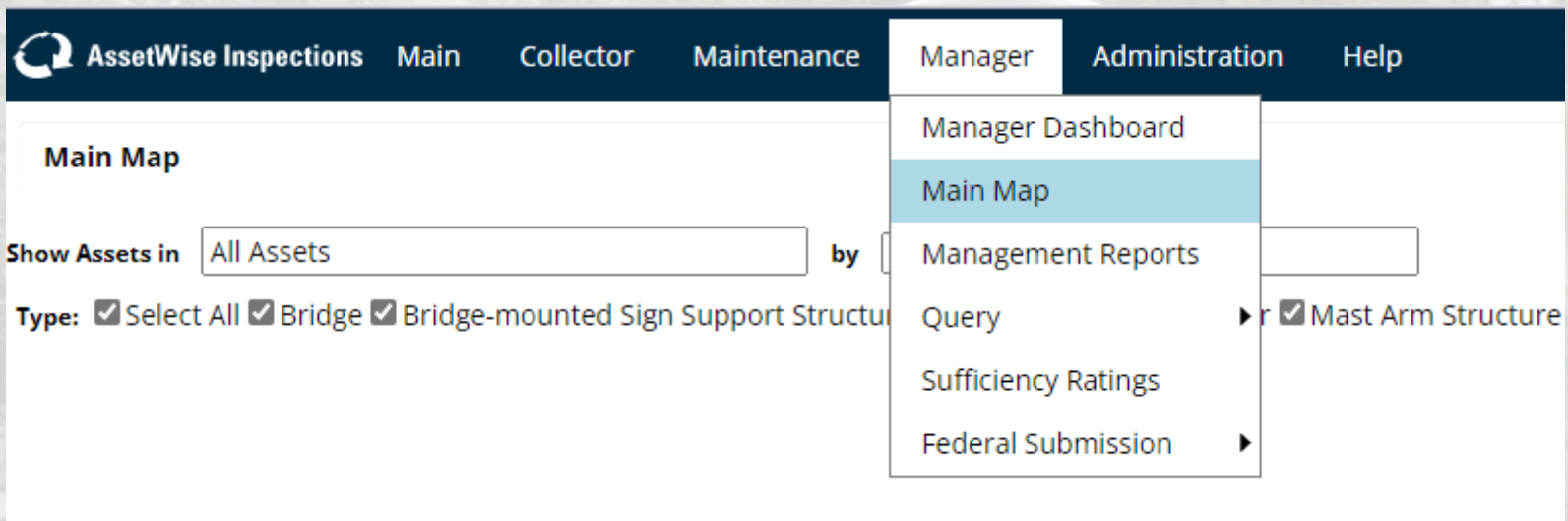
File Description:

5057.8L080

Forms

- Field Data
 - Inspection Info
 - Bridge Descriptions
 - Deck
 - Superstructure
 - Substructure
 - Piers
 - Channel
 - Channel Bed Measurements
 - SIA
- Report Info
 - Error Check
 - NBI Calcs
 - Pictures**
 - Asset Files
 - Forms
 - Rpt. Sections
 - Location Map
- Elements
 - Element Inspection
- Crit Finding/Load Rating/Suppl.

Mapping Features

A screenshot of the AssetWise Inspections web application interface. The top navigation bar is dark blue with white text for "AssetWise Inspections", "Main", "Collector", "Maintenance", "Manager", "Administration", and "Help". The "Manager" menu is open, showing a list of options: "Manager Dashboard", "Main Map" (highlighted in light blue), "Management Reports", "Query", "Sufficiency Ratings", and "Federal Submission". Below the navigation bar, the "Main Map" section is visible, including a "Show Assets in" dropdown menu set to "All Assets", a "by" dropdown, and a "Type:" section with several checked checkboxes: "Select All", "Bridge", "Bridge-mounted Sign Support Structure", and "Mast Arm Structure". A magnifying glass is positioned over the "Main Map" menu item.

Archived Assets

AssetWise Inspections		Main	Collector	Maintenance	Manager	Administration	Help
Report Filter: Engineering Review		Report Filter					
FHWA Number ▼		Inspection Schedules		Inspection Date ▼			
606635		Report Summary View		12/01/2022			
018911		Collector Dashboard		12/05/2022			
018901		Merge Reports		12/05/2022			
018330		Upcoming Inspections		12/05/2022			
		Archived Assets					
		Bulk Report Workflow Change					
		Manage Asset Schedules					

Archived Assets

Archived Assets

Asset Code	Asset Name	Asset Type	Asset Status	Parent Asset	Archived Date
078150	029	Bridge	Archived	BOONE	
078200	034-443361	Bridge	Archived	BOONE	
078220	036	Bridge	Archived	BOONE	
078260	039-440465	Bridge	Archived	BOONE	
077890	042	Bridge	Archived	BOONE	4/13/2020
077900	84-28-043 318144	Bridge	Archived	BOONE	6/23/2017
077940	047	Bridge	Archived	BOONE	5/12/2022
078010	84-28-055 314953	Bridge	Archived	BOONE	4/3/2017
077100	153	Bridge	Archived	BOONE	12/29/2021
077170	82-27-142 120935	Bridge	Archived	BOONE	2/7/2012
077350	117	Bridge	Archived	BOONE	5/24/2018
077500	102	Bridge	Archived	BOONE	10/26/2021
077540	83-28-106 214936	Bridge	Archived	BOONE	3/11/2011

Show items with value that:

Contains

Boone

Filter Clear

Report Filters










Report Filter: In Progress State

- Report Filter
- Inspection Schedules
- Report Summary View
- Collector Dashboard
- Merge Reports
- Upcoming Inspections
- Archived Assets
- Bulk Report Workflow Change
- Manage Asset Schedules

FHWA Number	Bridge	Inspection Type	Report
606680	0903.2R	Routine	In Progress
604250	5721.6R	Routine	In Progress
604260	5721.6L	Routine	In Progress
050610	9030.6S	In-Depth	In Progress

Report Filters

Report Filter: In Progress State

FHWA Number	Bridge ID	Inspection Date	Inspection Type	Report Status	Creat
606680	0903.2R218	02/23/2023	Routine	In Progress	02/27/   
604250	5721.6R380	02/27/2023	Routine	In Progress	02/27/   
604260	5721.6L380	02/27/2023	Routine	In Progress	02/27/   

Report Filters

Report Filter: In Progress State

FHWA Number	Bridge ID	Inspection Date	Inspection Type
606680	0903.2R218	02/23/2023	Routine
604250	5721.6R380	02/27/2023	Routine
604260	5721.6L380	02/27/2023	Routine
050610	9030.6S063	02/27/2023	In-Depth
605155	7092.3S061	02/27/2023	Routine
038151	7002.4S038	02/27/2023	Routine
038041	7077.2S022	02/27/2023	Routine
038051	7077.8S022	02/27/2023	Routine
038030	7076.6S022	02/27/2023	Routine
037991	7061.3S022	02/27/2023	Routine

PUBLIC FILTERS

- Awaiting Approval - All
- Awaiting Approval - Mine
- Engineering Review
- In Progress
- In Progress State
- Load Rating workflow
- Office Review
- Scour Review

MY FILTERS










- Assigned to
- Awaiting Approval Assigned
- Bridges in Development
- County In Progress
- Inspection status
- Load Rating Report Review
- LPA City In Progress

Manage

Report Filters

Report Filter: In Progress State

Load Filter [Manage](#)

FHWA Number	Bridge ID	Inspection Date	Inspection Type	Report Status	Creat
606680	0903.2R218	02/23/2023	Routine	In Progress	02/27/   
604250	5721.6R380	02/27/2023	Routine	In Progress	02/27/   
604260	5721.6L380	02/27/2023	Routine	In Progress	02/27/   

Report Filters

AssetWise Inspections Main Collector Maintenance Manager Administration Help

Report Filter: In Progress State Load Filter Manage

FHWA Number	Bridge ID	Inspection Date	Inspection Type	Report Status	Cre
604250	5721.6R380	02/27/2023	Routine	In Progress	02/27/
604260	5721.6L380	02/27/2023	Routine	In Progress	02/27/
050610	9030.6S063	02/27/2023	In-Depth	In Progress	02/27/
605155	7092.3S061	02/27/2023	Routine	In Progress	02/27/

- Create New Filter
- Edit
- Delete
- Save As Private Filter
- Export Results To Excel

Monthly Notifications

92 CRITICAL FEATURE INSPECTION					
Inspection	Y/N	FREQ	93 CFI Date	Comments	
Fracture	<input type="checkbox"/>				
Underwater	<input type="checkbox"/>				
Special	<input checked="" type="checkbox"/>	24	04/29/2022		Inspection
Scour	<input checked="" type="checkbox"/>	72	04/06/2020		
Other	<input checked="" type="checkbox"/>	24	02/27/2023	Intermediate Fa	

- Posting notifications will be sent to the DOT on a monthly basis instead of March 1st and September 1st. Owners and Program Managers will receive a note from the DOT instead of SIIMS.
- Monthly late inspection notices will continue to be sent to the Program Managers directly from SIIMS.

New Report Types

LPA Bridge

LPA Bridge Data Update

LPA Critical Finding

LPA Culvert

LPA Culvert Data Update

LPA Fracture Critical

LPA Load Rating Report

LPA Underwater

State Bridge

State Bridge Data Update

State Critical Finding

State Culvert

State Culvert Data Update






State Fracture Critical

State Load Rating Report

State Underwater

Data Updates


Asset Details: 0166.1S025

-  Sent Emails
-  Show More Details
-  **Edit Asset Values**
-  Show on Map
-  Create Report

Parent Asset: District 4
Bridge ID: 0166.1S025
FHWA Number: 012971
Asset Type: Bridge
BRKEY: 012971

NBI 006 Features Crossed: TURKEY CREEK
NBI 007 Facility Carried: IA 25
NBI 009 Location: 4.6 MI. S OF JCT. I-80

NBI 112 NBIS: Y - Yes
NBI 022 owner: 01 - State Highway Agency
Original Design Number: Number: 1: 117
NBI 027 Year Built: 2018
NBI 043 Main Structure Type: 201



Updating Bridge Inventory Data

- Data Update Report
 - When data needs to be updated or corrected without doing a Routine inspection, use the Data Update report to change data.
 - This report will provide a system to track changes efficiently.
 - This report will require a comment on what was changed.
 - It also provides an easy way for you or anyone looking at the data to know why and when values changed.
 - The “Edit Asset Values” feature will be changed to “View Asset Values”

New Report Types

Create Inspection Report Based On:

- Blank report
- Asset Values

Options:

- Copy report files (photos, etc.)
- Copy previous report section attachments (PDF)

Report Type:

LPA Bridge

Inspection Type:

- | | |
|---|--------------------------------------|
| <input checked="" type="checkbox"/> Routine | <input type="checkbox"/> Other |
| <input type="checkbox"/> In-Depth | <input type="checkbox"/> Special |
| <input type="checkbox"/> Fracture Critical | <input type="checkbox"/> Load Rating |
| <input type="checkbox"/> Underwater | <input type="checkbox"/> Initial |

Create

Cancel

Inspection Report Type

NBI 90 Date	Report Type	Inspection Type	NBI 007 Facility Carried
8/16/2021	IOWA Full State	Fracture Critical a...	IA 9
8/19/2019	IOWA Full State	Underwater	IA 9
8/19/2019	IOWA Full State	Fracture Critical a...	IA 9
8/7/2017	IOWA Full State	Special	IA 9
8/7/2017	IOWA Full State	In-Depth and Fra...	IA 9
8/17/2015	IOWA Full State	In-Depth and Fracture Critical	IA 9
8/1/2013	IOWA Full State	Underwater	IA 9
8/1/2013	IOWA Full State	Special and Other	IA 9
8/1/2013	IOWA Full State	In-Depth and Fra...	IA 9

New Report Types

Create Inspection Report Based On:

- Blank report
- Asset Values

Options:

- Copy report files (photos, etc.)
- Copy previous report section attachments (PDF)

Report Type:

 ▼

Inspection Type:

- | | |
|---|--------------------------------------|
| <input checked="" type="checkbox"/> Routine | <input type="checkbox"/> Other |
| <input type="checkbox"/> In-Depth | <input type="checkbox"/> Special |
| <input checked="" type="checkbox"/> Fracture Critical | <input type="checkbox"/> Load Rating |
| <input checked="" type="checkbox"/> Underwater | <input type="checkbox"/> Initial |

Create

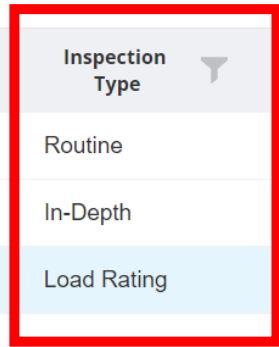
Cancel

Inspection Report Type

- Quick View
- Asset Info**
- Files
- ProjectWise Documents
- Maintenance
- Projects

▼ Completed Reports

Last Revision	FHWA Number	Sub-Assets	Asset Type	INSPKEY	NBI 90 Date	Report Type	Inspection Type	NBI 007 Facility Carried
3/9/2023	012971	none	Bridge	ZAVD	5/9/2022	IOWA Full State	Routine	IA 25
5/21/2020	012971	none	Bridge	FWFB	5/12/2020	IOWA Full State	In-Depth	IA 25
2/4/2019	012971	none	Bridge	QPOO	5/1/2018	IOWA Full State	Load Rating	IA 25



Data Update

- Quick View
- Asset Info**
- Files
- ProjectWise Documents
- Maintenance
- Projects

▼ Completed Reports

Last Revision	FHWA Number	Sub-Assets	Asset Type	INSPKEY	NBI 90 Date	Report Type	Inspection Type	NBI 007 Facility Carried
3/9/2023	012971	none	Bridge	ZAVD	5/9/2022	IOWA Full State	Routine	IA 25
5/21/2020	012971	none	Bridge	FWFB	5/12/2020	IOWA Full State	Data Update	IA 25
2/4/2019	012971	none	Bridge	QPOO	5/1/2018	IOWA Full State	Load Rating	IA 25

NBIS Changes

1. 12 month interval - Policy required by May 2024. Intent is to use the criteria for Method 1 in the NBIS.
2. 48 month interval – Policy can be implemented any time. Equivalent criteria from 1995 NBI data can be used until SNBI is implemented. Existing approved criteria will be rescinded in April 2024. Intent is to use the criteria for Method 1 in the NBIS.
3. Underwater and NSTM policies for reduced intervals must be implemented by June 6, 2024.
4. Team Leader qualifications – two-week NHI course or 1 week course for engineers required for all grandfathered inspectors. P.E.'s are required to have 6 months of bridge inspection experience. Qualifications must be met by June 6, 2024.
5. Underwater diver training – divers who have not taken the two week course must take the new diver inspection training course. This course does not qualify them as a team leader. A team leader is still required to be present at all diving inspections.

NBIS Changes

6. Posting procedures – within 30 days after rating calculations identify a need for posting. SNBI has a posting date field.
7. Critical findings criteria – Develop procedures and time frames to address critical findings by June 6, 2024.
8. Routine permit review – All LPA bridges need to be analyzed for annual permit vehicles by June 6, 2024. Standards from 2006 to present have been rated for Routine permit loads. Culverts have not been rated for annual permit vehicles due to the assumption that they are not as susceptible to overload by permit trucks. H-15, H-20, and HS-20 or HL-93 loading is more severe than routine permit loads on culverts.
9. Initial inspections- needs to be done within 3 months of being open to traffic. Will enter a 3 month inspection interval when the bridge is initially entered into the inventory when its open to traffic.

NBIS Changes

10. Initial underwater inspection – required within 12 months after open to traffic. Will enter a 12 month inspection interval when the bridge is initially entered into the inventory when its open to traffic. If the bridge has piers in the water according to the design plans, we will assume an underwater inspection is needed. After the initial inspection, the need for future underwater inspections will be determined.
11. Initial NSTM inspections- required within 12 months after open to traffic. Will enter a 12 month inspection interval when the bridge is initially entered into the inventory when its open to traffic.
12. Team leaders on NSTM inspections – Must complete FHWA approved NSTM training by June 6, 2024. Completion of a previously approved NSTM course satisfies this requirement.

FHWA Metric Review

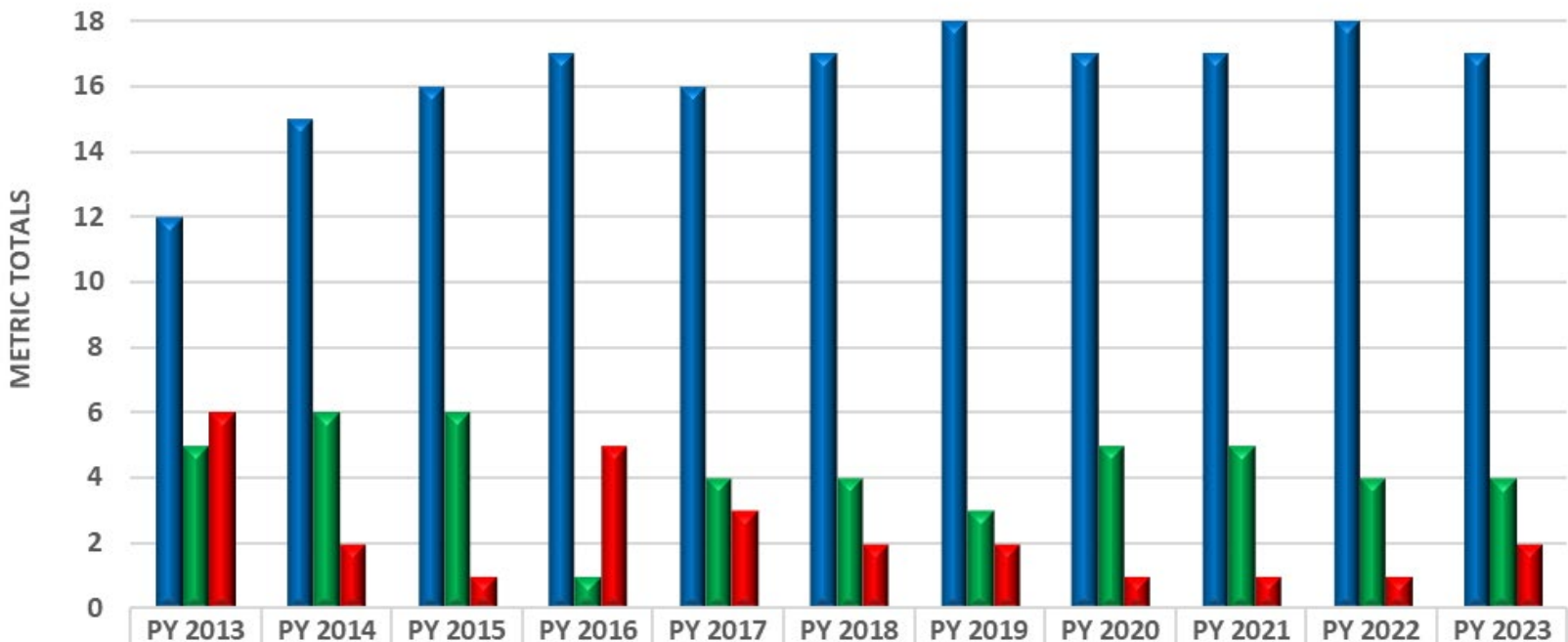
- Annual review of state's inspection processes, procedures, and data.
- Any compliance issue requires a plan of corrective action or improvement plan.
- 23 metrics are reviewed at varying levels each year.

FHWA Metric Review

Metric #	Metric Title	Compliance Determination 2021	Compliance Determination 2022	Compliance Determination 2023
1	Bridge Inspection Organization	Compliant	Compliant	Compliant
2	Qualifications of personnel Program Manager	Compliant	Compliant	Compliant
3	Qualifications of personnel Team Leader(s)	Compliant	Compliant	Compliant
4	Qualifications of personnel Load Rating Engineer	Compliant	Compliant	Compliant
5	Qualifications of personnel UW Bridge Inspection Diver	Compliant	Compliant	Compliant
6	Routine inspection frequency Lower risk bridges	Substantially Compliant	Substantially Compliant	Substantially Compliant
7	Routine inspection frequency Higher risk bridges	Substantially Compliant	Substantially Compliant	Substantially Compliant
8	Underwater inspection frequency Lower risk bridges	Compliant	Compliant	Compliant
9	Underwater inspection frequency Higher risk bridges	Compliant	Compliant	Compliant
10	Inspection frequency Fracture Critical Member	Substantially Compliant	Substantially Compliant	Substantially Compliant
11	Inspection frequency Damage, Indepth, or Special	Compliant	Compliant	Compliant
12	Inspection procedures Quality Inspections	Substantially Compliant	Compliant	Compliant
13	Inspection procedures Load Rating	Conditional Compliance	Conditional Compliance	Conditional Compliance
14	Inspection procedures Load Posting	Compliant	Compliant	Compliant
15	Inspection procedures Bridge Files	Compliant	Compliant	Compliant
16	Inspection procedures Fracture Critical Members	Compliant	Compliant	Conditional Compliance
17	Inspection procedures Underwater	Compliant	Compliant	Compliant
18	Inspection procedures Scour Critical Bridges	Compliant	Compliant	Compliant
19	Inspection procedures Complex Bridges	Compliant	Compliant	Compliant
20	Inspection procedures QC/QA	Compliant	Compliant	Compliant
21	Inspection procedures Critical Findings	Substantially Compliant	Compliant	Compliant
22	Inventory Prepare and Maintain	Compliant	Compliant	Compliant
23	Inventory Update Data	Compliant	Substantially Compliant	Substantially Compliant

NBIS Metrics

NBIS 23 Metric Compliance



	PY 2013	PY 2014	PY 2015	PY 2016	PY 2017	PY 2018	PY 2019	PY 2020	PY 2021	PY 2022	PY 2023
Compliant	12	15	16	17	16	17	18	17	17	18	17
Substantially Compliant	5	6	6	1	4	4	3	5	5	4	4
Conditionally Compliant	6	2	1	5	3	2	2	1	1	1	2

Plan for Corrective Action

Metric #13: Inspection Procedures - Load Rating SHV

Goal

Goal is to rate all the required bridges for SHVs, update load rating documentation, and update load rating methods.

Work to prioritize based on high risk and low risk bridges. Bridges to be rated in AASHTO BrR as high priority vs low priority.

Implementation

Action Item 1: 134 culverts owned by Local Public Agencies do not have their ratings completed for Specialized Hauling Vehicles according to the Federal Highway Administration Memorandum titled "Load Rating of Specialized Hauling Vehicles" dated November 15, 2013. Load ratings shall be completed. Notices will be sent out in January of 2022 to complete the ratings.

Estimated Start Date: January 2022

Estimated Completion Date: July 2022

Current Progress: **Complete**. All local agency bridges requiring SHV ratings have been completed.

Corrective Actions Needed

- Documentation of the use of the DOT parametric study for rating Special Hauling Vehicles (SHV)
- Documentation stating the criteria used for an Assigned Rating.
- Documentation on why Engineering Judgement was used.
- Engineering Judgement improperly used for non-qualifying bridges
- Updating load ratings to the proper method (LFR or LRFR) as required by federal guidance memos.

SNBI Implementation

Target Date	Action
May 2022	NBIS and SNBI published
July 2022	FHWA publishes Data Crosswalk
October 2022	FHWA publishes Data Submittal Schema and Data Submittal Validation Logic (Initial Version)
April 2023	Transition Tool is made available online
October 2024	FHWA makes NBI NextGen available online for data validation only
March 15, 2025	Last NBI data submittal in accordance with 1995 Coding Guide
January 1, 2026	Last date to begin verification of transitioned data and collection of SNBI-based data for inspected bridges – Agencies may elect to begin SNBI-based data collection and verification earlier to meet the March 15, 2028, deadline for submittal of a complete SNBI-based NBI dataset
January 1, 2026	FHWA makes NBI NextGen available for Data Submittals
March 15, 2026	First SNBI-based NBI data submittal – Transitioned/Hybrid Dataset – At a minimum, all bridges submitted with transitioned data except for specified fields required to manage FHWA programs, which shall be collected or verified in accordance with the SNBI – Continue verification of transitioned data and collection of SNBI-based data
June 2026	Transition Tool sunsets
March 15, 2027	Second SNBI-based NBI data submittal – Transitioned/Hybrid Dataset – Continue verification of transitioned data and collection of SNBI-based data
March 15, 2028	Third SNBI-based NBI data submittal – 100% populated and verified – No temporary codes permitted – First complete SNBI-based dataset with collected and verified SNBI-based data for all bridges

SNBI Implementation

- 2023 development of the inspection forms to include new SNBI data fields
- After March 2024 NBI submittal, begin inspections using SNBI data
- New SI&A form
- Potentially additional forms needed for data that has a many-to-one format.
- Equivalent NBI data will transfer to the SNBI format.
- Many new data fields will need to be entered during the first inspection under SNBI format.
- Many of the new data fields could be entered prior to the first SNBI inspection.

The background of the slide is a faded photograph of a wooden bridge with a lattice-patterned roof. A hand is holding a magnifying glass over the center of the bridge, focusing on the railing. The word "Questions?" is centered over the magnifying glass.

Questions?